


# Yellow Pink and Sparkly

## Fuzzy Little Friends

By Janet McMahon



Yarn - Double knitting oddments in yellow, black and white

Hook - 3 mm or 3.5 mm (whichever suits).

Notions - toy stuffing.

PATTERN (English terms used)

English dc = US sc

Finished size - approximately 7 cm in length

### Body

With yellow make 2 chain.

1st round: 6 dc (remember this is the equivalent of US sc) into 2nd chain from hook. Join with a slip st into 1st dc.

2nd round: 1 ch, 2 dc into same stitch as chain, [2 dc into next dc] 5 times.

Sl st into 1st dc. (12 dc)

3rd round: 1 ch, 1 dc into each stitch to end, sl st into first dc.

4th round: 1 ch, 2 dc into same stitch as chain, 1 dc into next dc, [2 dc into next dc, 1 dc into next dc] 5 times. Sl st into 1st dc. (18 dc)

5th round: 1 ch, 2 dc into same stitch as chain, 1 dc into next 2 dc, [2 dc into next dc, 1 dc into next 2 dc] 5 times. Sl st into 1st dc. (24 dc)

6th round: 1 ch, 1 dc into each stitch to end, sl st into first dc. Change to black.

7th round: 1 ch, 2 dc into same stitch as chain, 1 dc into next 3 dc, [2 dc into next dc, 1 dc into next 3 dc] 5 times. Sl st into 1st dc. (30 dc)

8th round: 1 ch, 1 dc into each stitch to end, sl st into first dc.

9th round: 1 ch, 1 dc into each stitch to end, sl st into first dc. Change to yellow.

10th - 12th rounds: 1 ch, 1 dc into each stitch to end, sl st into first dc. Change to black.


13th round: 1 ch, 1 dc into each stitch to end, sl st into first dc.

14th round: 1 ch, 2 dctog, 1 dc into next 3 dc, [2 dctog, 1 dc into next 3 dc] 5 times. Sl st into 1st dc. (24 dc)

15th round: 1 ch, 2 dctog, 1 dc into next 2 dc, [2 dctog, 1 dc into next 2 dc] 5 times. Sl st into 1st dc. (18 dc). Change to yellow. Insert stuffing at this point.

16th round: 1 ch, 2 dctog, 1 dc into next 1 dc, [2 dctog, 1 dc into next 1 dc] 5 times. Sl st into 1st dc. (12 dc)

17th round: 1 ch, [2 dctog,] 6times. Sl st into 1st dc. (6 dc). Fasten off and close opening.



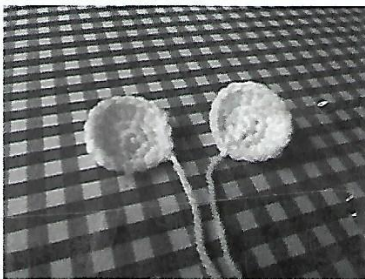
Wings (make 2)

With white make 2 chain.

1st round: 6 dc into 2nd chain from hook. Join with a slip st into 1st dc.


2nd round: 1 ch, 2 dc into same stitch as chain, [2 dc into next dc] 5 times. Sl st into 1st dc. (12 dc)

3rd round: 1 ch, 2 dc into same stitch as chain, 1 dc into next stitch, [2 tr into next stitch, 1 tr into next stitch] 4 times, 2 dc into next stitch, 1 dc into last stitch, sl st into first dc. (18 stitches) Fasten off.



Making up

Join wings together at dc side of circles and attach to top of body.



Embroider on some eyes with black wool and enjoy

